

IEC Appliance Connector C8 with Line Switch 1-pole



CMF1

C8

 70° C



Description

- Panel Mount:
Screw-on mounting on PCB, from top or bottom
- 2 Functions:
Inlet Protection class II, Line switch 1-pole
- For PCB mounting
- Alternative: polarized version or protection class I [CMF2](#), [CMF5](#); [CMF3](#), [CMF6](#)

Characteristics

- Easy mounting with center bolt and snapper or screwed on PCB or housing
- Electrical connection done on the PCB
- Bi-positioning of the switch from left or right side, Standard CMF with switch on right side
- With or without rear-side insulation cover
- Qualified for use in equipment according IEC/EN 60950

Other versions on request

- Line switch with other rocker marking
- Line switch on left of inlet

Weblinks


[Approvals](#), [RoHS](#), [CHINA-RoHS](#), [e-Store](#), [SCHURTER-Stock-Check](#), [Distributor-Stock-Check](#)

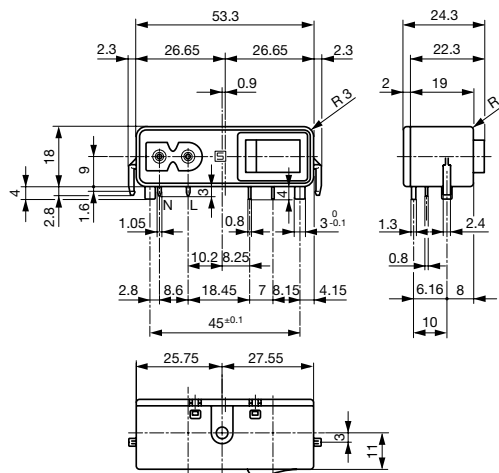
Technical Data

Ratings IEC	2.5 A / 250 VAC; 50 Hz
Ratings UL/CSA	6 A / 125 VAC; 60 Hz
Dielectric Strength	> 2.3 kVAC between L-N > 2.8 kVAC between L/N-PE (1 min/50 Hz)
Allowable Operation Temp.	-25 °C to 70 °C
Degree of Protection	from front side IP 40 acc. to IEC 60529
Protection Class	Suitable for appliances with protection class II acc. to IEC 61140
Terminal	PCB 1.6 mm
Material: Housing	Thermoplastic, black, UL 94V-0

Appliance-Inlet/-Outlet	C8 acc. to IEC/EN 60320-1, UL 498, CSA C22.2 no. 42 (for cold conditions) pin-temperature 70 °C, 2.5 A, Protection class II
Line Switch	Rocker switch 1 pole, non-illuminated, acc. to IEC 61058-1 Technical details

Dimensions

Length  53.3 mm

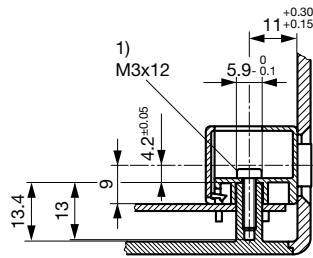
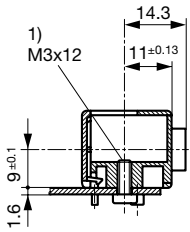


with insulation cover

The size of the mounting cut-out can be selected as required.

Fixation on PCB or housing from below

Fixation on PCB or housing from above

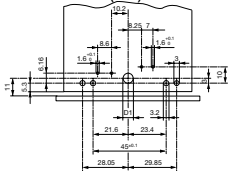


1) self tapping screw

1) self tapping screw

Drilling diagrams

CMF1 and CMF2 (C8)



d1 = 6.2 mm mounting from above

d1 = 3.6 mm mounting from below

PC Board 1.6 mm

Dimensions without tolerance:

≤ 15 = ± 0.05 / > 15 = ± 0.10

Variants

[Distributor-Stock-Check](#) | [SCHURTER-Stock-Check](#) | [e-Store](#)

Standard CMF with switch on right side

Appliance-inlet	Mounting side	Cover	Ground terminal	Ground terminal direction	Order Number
C8	from top		-	-	CMF1.1011.12
C8	from top	●	-	-	CMF1.1111.12
C8	from below		-	-	CMF1.1031.12
C8	from below	●	-	-	CMF1.1131.12

Packaging unit

50 Pcs